






1. In your opinion, how difficult is the area of mental health to manage at primary care level?

		Response Percent	Response Count
Very difficult		14.9%	30
Quite difficult		29.2%	59
Difficult		34.7%	70
Manageable		19.3%	39
Not at all difficult		2.0%	4
answered question			202
skipped question			0

2. Setting aside issues of funding, resources or service quality, what factors contribute to making management of mental health more challenging in primary care? Please tick all that apply and rank by importance







	1st	2nd	3rd	4th	5th	6th	7th	8th	9th	10th
Low public awareness and stigma	9.1% (15)	7.3% (12)	16.4% (27)	10.3% (17)	12.1% (20)	7.9% (13)	9.1% (15)	7.9% (13)	12.7% (21)	7.3% (12)
Interaction between mental and physical health	7.6% (13)	14.0% (24)	17.0% (29)	15.2% (26)	16.4% (28)	11.1% (19)	8.2% (14)	7.0% (12)	2.9% (5)	0.6% (1)
Ageing population	3.3% (5)	2.6% (4)	9.2% (14)	7.8% (12)	11.8% (18)	13.1% (20)	13.7% (21)	15.7% (24)	15.0% (23)	7.8% (12)
Social isolation	4.0% (7)	16.1% (28)	14.9% (26)	20.1% (35)	16.7% (29)	12.6% (22)	8.0% (14)	6.3% (11)	1.1% (2)	0.0% (0)
Social issues related to mental health (e.g. housing, employment)	25.1% (44)	26.3% (46)	13.1% (23)	9.7% (17)	8.0% (14)	6.9% (12)	6.3% (11)	1.7% (3)	2.3% (4)	0.6% (1)
Nature of the condition makes patients harder to reach / engage with	23.5% (43)	15.3% (28)	13.1% (24)	10.4% (19)	10.4% (19)	7.7% (14)	9.3% (17)	7.1% (13)	2.2% (4)	1.1% (2)
Poor identification / recognition of the symptoms of mental health decline at primary care level	9.4% (16)	8.2% (14)	6.4% (11)	8.8% (15)	7.0% (12)	10.5% (18)	8.2% (14)	18.7% (32)	17.5% (30)	5.3% (9)
Interaction between parents' mental health and difficulties for Children and young people.	1.8% (3)	6.1% (10)	9.7% (16)	12.1% (20)	11.5% (19)	12.7% (21)	16.4% (27)	13.9% (23)	13.9% (23)	1.8% (3)
Quality of relationships with other parts of the mental health service	21.1% (39)	10.3% (19)	6.5% (12)	8.6% (16)	7.6% (14)	11.4% (21)	8.1% (15)	8.1% (15)	10.3% (19)	8.1% (15)

Other (please specify)

answered

skipped







3. Which of the following do you feel affects the successful delivery of improvements to primary care mental health services in Wales? Please tick all that apply

		Response Percent	Response Count
Difficulty in implementing Government policy		29.8%	59
Funding constraints		60.6%	120
Professional knowledge of condition and training limitations		37.4%	74
Lack of clear referral / treatment protocols		57.6%	114
Low level of professional interest in mental health in primary care		24.2%	48
Lack of infrastructure to work in synergy with other parts of the mental health service		69.7%	138
	Other (please specify)		24
		answered question	198
		skipped question	4







**4. Do you feel there should be a greater or lesser level of investment in time and resources in mental healthcare in Wales, relative to other primary healthcare priorities in general?
Please tick the option that best applies.**

		Response Percent	Response Count
Much greater		30.6%	59
Somewhat greater		58.0%	112
The current level of investment is right		9.3%	18
Somewhat less		1.6%	3
Much less		0.5%	1
answered question			193
skipped question			9



5. How would you describe your own skill level to mental health treatment for people of all ages, i.e. children and young people and adults of all ages? Please choose ONE only

		Response Percent	Response Count
I am very happy to deal with any and all mental health problems I see, as I have extensive knowledge in this area		9.9%	19
I am happy to deal with most mental health problems I see, although there are times when I consult with primary care colleagues for advice		49.5%	95
I am unsure about dealing with many mental health problems I see, and tend to discuss these cases with other healthcare professionals in both primary and secondary care. I will, however, still treat in most cases		19.8%	38
I am unsure about dealing with many mental health problems I see and tend to confer with primary or secondary care colleagues.		9.9%	19
I am not comfortable dealing with mental health problems, and tend to refer these cases for treatment – either to primary or secondary care colleagues		6.8%	13
I don't see any patients with mental health problems		4.2%	8
		answered question	192
		skipped question	10



6. Looking at your mental health case load: what proportion of your practice time is spent on mental health related work?

		Response Percent	Response Count
5%		14.8%	28
5 – 10%		16.4%	31
11 – 20%		25.9%	49
21 – 30%		24.3%	46
31 – 50%		11.1%	21
> 51%		7.4%	14
answered question			189
skipped question			13

7. Do you have any Welsh speaking patients?

		Response Percent	Response Count
Yes		69.6%	135
No		30.4%	59
answered question			194
skipped question			8

8. If yes, do you think that the language needs of your Welsh speaking patients are being met?

		Response Percent	Response Count
Yes		66.9%	87
No		33.1%	43

If yes in what ways are these needs being met? If no in what ways can these needs be met?

65

answered question	130
skipped question	72

9. How confident is your practice overall in dealing with each of the following steps in the patient's pathway? 1 is low confidence and 5 is highly confident

	1	2	3	4	5	Rating Average	Response Count
Early / proactive detection of signs of mental health issues	3.6% (6)	10.2% (17)	25.1% (42)	38.9% (65)	22.2% (37)	3.66	167
Assessment and diagnosis of mental health issues	3.6% (6)	8.4% (14)	18.1% (30)	53.0% (88)	16.9% (28)	3.71	166
Treatment and referral decisions	3.0% (5)	6.7% (11)	22.4% (37)	51.5% (85)	16.4% (27)	3.72	165
Follow up and reassessment	2.4% (4)	12.0% (20)	23.5% (39)	48.2% (80)	13.9% (23)	3.59	166
Patient support and engagement	3.0% (5)	15.2% (25)	36.4% (60)	37.0% (61)	8.5% (14)	3.33	165
Managing patients with co-morbidity of mental and physical ill-health	4.8% (8)	10.8% (18)	23.5% (39)	47.6% (79)	13.3% (22)	3.54	166
Understanding and signposting for the social factors related to mental well-being – for example housing, diet, employment, social inclusion and others	4.8% (8)	23.4% (39)	34.7% (58)	26.3% (44)	10.8% (18)	3.15	167
Promotion of mental health and well being in the patient community including social and economic interventions, e.g. debt counselling and third sector /social enterprise initiatives	14.0% (23)	31.7% (52)	36.0% (59)	13.4% (22)	4.9% (8)	2.63	164
answered question							167
skipped question							35

10. How competent is your practice overall in dealing with each of the following steps in the patient pathway? 1 is Not very competent and 5 is highly competent.

	1	2	3	4	5	Rating Average	Response Count
Early / proactive detection of signs of mental health issues	4.4% (7)	4.4% (7)	31.6% (50)	41.1% (65)	18.4% (29)	3.65	158
Assessment and diagnosis of mental health issues	5.8% (9)	3.8% (6)	21.8% (34)	50.6% (79)	17.9% (28)	3.71	156
Treatment and referral decisions	4.5% (7)	6.5% (10)	20.0% (31)	51.0% (79)	18.1% (28)	3.72	155
Follow up and reassessment	4.0% (6)	12.0% (18)	24.7% (37)	46.7% (70)	12.7% (19)	3.52	150
Patient support and engagement	4.1% (6)	13.6% (20)	34.0% (50)	37.4% (55)	10.9% (16)	3.37	147
Managing patients with co-morbidity of mental and physical ill-health	5.2% (8)	9.7% (15)	28.6% (44)	43.5% (67)	13.0% (20)	3.49	154
Understanding and signposting for the social factors related to mental well-being – for example housing, diet, employment, social inclusion and others	5.9% (9)	22.2% (34)	39.9% (61)	25.5% (39)	6.5% (10)	3.05	153
Promotion of mental health and well being in the patient community including social and economic interventions, e.g. debt counselling and third sector /social enterprise initiatives	12.3% (19)	23.4% (36)	41.6% (64)	17.5% (27)	5.2% (8)	2.80	154
answered question							158
skipped question							44

11. How much support (such as guidelines and access to and engagement with other mental health services) do you feel your practice has overall in dealing with each of the following steps in the patient pathway? Please consider all age groups in your answers 1 is low level of support and 5 is high level of support

	1	2	3	4	5	Rating Average	Response Count
Early / proactive detection of signs of mental health issues	19.7% (27)	29.2% (40)	27.7% (38)	18.2% (25)	5.1% (7)	2.60	137
Assessment and diagnosis of mental health issues	13.9% (19)	29.9% (41)	31.4% (43)	19.0% (26)	5.8% (8)	2.73	137
Treatment and referral decisions	15.6% (21)	31.1% (42)	31.1% (42)	15.6% (21)	6.7% (9)	2.67	135
Follow up and reassessment	16.8% (23)	32.1% (44)	33.6% (46)	12.4% (17)	5.1% (7)	2.57	137
Patient support and engagement	14.6% (20)	37.2% (51)	35.8% (49)	7.3% (10)	5.1% (7)	2.51	137
Managing patients with co-morbidity of mental and physical ill-health	19.7% (27)	29.9% (41)	32.1% (44)	12.4% (17)	5.8% (8)	2.55	137
Understanding and signposting for the social factors related to mental well-being – for example housing, diet, employment, social inclusion and others	17.5% (24)	32.1% (44)	34.3% (47)	10.9% (15)	5.1% (7)	2.54	137
Promotion of mental health and well being in the patient community including social and economic interventions, e.g. debt counselling and third sector /social enterprise initiatives	26.5% (36)	30.1% (41)	30.1% (41)	7.4% (10)	5.9% (8)	2.36	136
answered question							137
skipped question							65

12. If you were responsible for improving the overall mental health provision in your area, which aspects of care would you address as a priority to achieve the greatest benefit? Please rank your top 5 priorities.

	1st	2nd	3rd	4th	5th	Rating Average	Response Count
Outreach and community mental health services	45.0% (50)	26.1% (29)	14.4% (16)	7.2% (8)	7.2% (8)	2.05	111
Improved social support including housing especially for deprived or at risk groups	16.4% (12)	23.3% (17)	27.4% (20)	15.1% (11)	17.8% (13)	2.95	73
Improved fitness, exercise and diet among local population	12.0% (6)	26.0% (13)	18.0% (9)	28.0% (14)	16.0% (8)	3.10	50
Health promotion	13.3% (4)	13.3% (4)	26.7% (8)	20.0% (6)	26.7% (8)	3.33	30
Referral system – primary / secondary care interface	29.6% (29)	32.7% (32)	16.3% (16)	13.3% (13)	8.2% (8)	2.38	98
Clinical protocols	3.7% (1)	11.1% (3)	25.9% (7)	18.5% (5)	40.7% (11)	3.81	27
Staffing levels	16.0% (8)	22.0% (11)	28.0% (14)	22.0% (11)	12.0% (6)	2.92	50
Time management / allowance to assess patients	14.3% (8)	17.9% (10)	35.7% (20)	16.1% (9)	16.1% (9)	3.02	56
Professional training	10.3% (4)	12.8% (5)	17.9% (7)	30.8% (12)	28.2% (11)	3.54	39
Research opportunities	0.0% (0)	0.0% (0)	0.0% (0)	75.0% (3)	25.0% (1)	4.25	4
Choice of services accessible to users	7.3% (3)	19.5% (8)	26.8% (11)	24.4% (10)	22.0% (9)	3.34	41
Patient and carer engagement and consultation	12.5% (2)	6.3% (1)	6.3% (1)	12.5% (2)	62.5% (10)	4.06	16
Reducing barriers / increasing access to services for hard to reach groups	14.6% (7)	8.3% (4)	14.6% (7)	35.4% (17)	27.1% (13)	3.52	48
Improved detection of problems in infancy and early childhood and improved service, to respond to	20.7% (6)	10.3% (3)	3.4% (1)	34.5% (10)	31.0% (9)	3.45	29

needs

Other (please specify) 13

answered question 141

skipped question 61

13. Please rank the overall importance of these factors in determining mental well-being for the population in general. Please rank your top 5

	1st	2nd	3rd	4th	5th	Rating Average	Response Count
Availability/choice of employment	17.2% (20)	25.0% (29)	27.6% (32)	16.4% (19)	13.8% (16)	2.84	116
Standard of housing	10.1% (8)	17.7% (14)	19.0% (15)	27.8% (22)	25.3% (20)	3.41	79
Quality of education	16.9% (11)	21.5% (14)	27.7% (18)	15.4% (10)	18.5% (12)	2.97	65
Access to social amenities	2.4% (1)	11.9% (5)	28.6% (12)	21.4% (9)	35.7% (15)	3.76	42
Support of close family and friends	57.5% (69)	20.0% (24)	10.0% (12)	10.8% (13)	1.7% (2)	1.79	120
Financial security	11.3% (9)	20.0% (16)	26.3% (21)	27.5% (22)	15.0% (12)	3.15	80
Loneliness	11.5% (10)	27.6% (24)	16.1% (14)	16.1% (14)	28.7% (25)	3.23	87
Diet	0.0% (0)	4.8% (1)	28.6% (6)	38.1% (8)	28.6% (6)	3.90	21
Exercise	5.1% (2)	5.1% (2)	12.8% (5)	41.0% (16)	35.9% (14)	3.97	39
Interaction with people who provide interventions and support	20.8% (10)	22.9% (11)	12.5% (6)	12.5% (6)	31.3% (15)	3.10	48



Other (please specify) 6

answered question 142





skipped question

60



14. Have you heard of WaMH in PC before this survey?

		Response Percent	Response Count
Yes		49.3%	70
No		50.7%	72
answered question			142
skipped question			60

15. If yes please confirm how

		Response Percent	Response Count
Via Email		50.8%	33
Via Information Sheet		32.3%	21
Via the WaMH in PC website		18.5%	12
Via a colleague		20.0%	13
	Other (please specify)		9
answered question			65
skipped question			137

16. Did you complete the WaMH in PC Questionnaire in 2009 entitled 'Gathering Insights: mental health in primary care in Wales?'

		Response Percent	Response Count
Yes		20.7%	28
No		79.3%	107
answered question			135
skipped question			67

17. Which of the following WaMH in PC information sheets have you received, read and used?

	Information sheet received	Information sheet read	Information sheet useful	Information sheet used as part of a patient consultation	Information sheet used as part of practice training and education	Response Count
Information Sheet 1 – Improving Mental Health Outcome through Sustained Employment	73.1% (19)	30.8% (8)	19.2% (5)	0.0% (0)	0.0% (0)	21
Information Sheet 2 – The Impact of Emotional Distress on Health	61.9% (13)	38.1% (8)	19.0% (4)	4.8% (1)	0.0% (0)	21
Information Sheet 3 – Positive Choices Suicide Prevention Training framework	68.4% (13)	42.1% (8)	26.3% (5)	0.0% (0)	0.0% (0)	19
Information Sheet 4 - Mental Health and Housing	70.6% (12)	47.1% (8)	5.9% (1)	0.0% (0)	0.0% (0)	17
Information Sheet 5 - Mental Health and Parkinsons'	73.3% (11)	46.7% (7)	20.0% (3)	0.0% (0)	0.0% (0)	15
Information Sheet 6 - Mental Health (Wales) Measure 2010 – Issue 1, June 2010	59.1% (13)	31.8% (7)	18.2% (4)	4.5% (1)	9.1% (2)	22
Information Sheet 7 – Improving Mental Health Outcomes through Sustained Employment	72.2% (13)	44.4% (8)	11.1% (2)	0.0% (0)	0.0% (0)	18
				answered question		30
				skipped question		16



18. WaMHinPC is developing quality standards to encourage improvements in the following areas in your opinion, which are the areas to focus on as a priority? Please rank by importance

	1st	2nd	3rd	4th	5th	6th	7th	8th	9th	Rating Average
Mental Health (Wales) Measure 2010	30.3% (33)	10.1% (11)	11.0% (12)	9.2% (10)	14.7% (16)	9.2% (10)	4.6% (5)	3.7% (4)	7.3% (8)	3.7
Dementia Care	37.7% (49)	28.5% (37)	13.8% (18)	9.2% (12)	8.5% (11)	1.5% (2)	0.0% (0)	0.0% (0)	0.8% (1)	2.3
Child and Adolescent Mental Health Services	29.4% (37)	27.8% (35)	20.6% (26)	11.1% (14)	4.0% (5)	3.2% (4)	2.4% (3)	0.8% (1)	0.8% (1)	2.6
Mental Health and Deaf and Hard of Hearing	0.0% (0)	0.0% (0)	5.2% (5)	6.2% (6)	6.2% (6)	20.6% (20)	20.6% (20)	22.7% (22)	18.6% (18)	6.8
Eating Disorders	4.7% (5)	6.5% (7)	12.1% (13)	16.8% (18)	22.4% (24)	12.1% (13)	15.9% (17)	6.5% (7)	2.8% (3)	4.9
Mental Health and Substance Misuse	8.1% (10)	21.1% (26)	22.8% (28)	22.0% (27)	9.8% (12)	6.5% (8)	1.6% (2)	5.7% (7)	2.4% (3)	3.7
Prisoner Mental Health	0.0% (0)	5.1% (5)	3.1% (3)	2.0% (2)	3.1% (3)	15.3% (15)	14.3% (14)	22.4% (22)	34.7% (34)	7.2
Veteran Mental Health	0.0% (0)	2.9% (3)	6.9% (7)	3.9% (4)	13.7% (14)	14.7% (15)	25.5% (26)	17.6% (18)	14.7% (15)	6.5
Carer Matters	0.8% (1)	7.4% (9)	14.9% (18)	22.3% (27)	19.8% (24)	11.6% (14)	10.7% (13)	9.9% (12)	2.5% (3)	4.9
answered question										
skipped question										




19. What other areas would you focus on? And why?

	Response Count
	12
answered question	12
skipped question	190

20. Are you aware that Part 1 of the Mental Health (Wales) Measure 2010 requires local primary mental health support service to be established and these services are expected to be introduced in October 2012?

		Response Percent	Response Count
Yes		34.0%	48
No		66.0%	93
answered question			141
skipped question			61



21. What is your level of understanding about Part 1 of the Measure Health (Wales) Measure?

		Response Percent	Response Count
None		69.5%	98
Some		25.5%	36
Good		5.0%	7
answered question			141
skipped question			61






22. What improvements to primary care practice would you wish to see as a result of the implementation of Part 1 of the Measure?

	Response Count
	49
answered question	49
skipped question	153




23. Are you aware of the National Dementia Vision for Wales?

		Response Percent	Response Count
Yes		18.4%	26
No		81.6%	115
answered question			141
skipped question			61

24. What key improvements would help you manage patients with dementia? Please tick all that apply

		Response Percent	Response Count
Improved support in diagnosis		60.9%	84
Dementia specific training		57.2%	79
Better communication with specialist services		50.7%	70
Support with sharing the diagnosis		37.7%	52
Support with managing behavioural disturbance		81.2%	112
Other (please specify)			14
answered question			138
skipped question			64






25. In the case of Black and Minority Ethnic patients, do you consider their cultural background?

		Response Percent	Response Count
Yes		66.7%	92
No		14.5%	20
N/A - I do not have BME patients registered		18.8%	26

If yes, what culturally sensitive services can you offer them? List no more than 2 examples 29



answered question	138
skipped question	64

26. How many patients do you personally treat who have been diagnosed with an eating disorder?





		Response Percent	Response Count
0		23.4%	32
1 – 3		60.6%	83
4 – 5		10.9%	15
6 – 10		3.6%	5
10+		1.5%	2

answered question	137
skipped question	65



27. Please give your gender

		Response Percent	Response Count
Male		41.6%	57
Female		58.4%	80
answered question			137
skipped question			65








28. Please give your age range

		Response Percent	Response Count
<30		5.0%	7
31 – 40		23.4%	33
41 – 50		36.9%	52
>51		34.8%	49
answered question			141
skipped question			61



29. Your professional background

		Response Percent	Response Count
GP		80.5%	99
Practice Nurse		19.5%	24
Other (please specify)			18
answered question			123
skipped question			79



30. Which Welsh Health Board(s) do you work in?

		Response Percent	Response Count
Abertawe Bro Morgannwg University Health Board		10.7%	15
Aneurin Bevan Health Board		26.4%	37
Betsi Cadwaladr University Health Board		25.7%	36
Cardiff and Vale University Health Board		10.7%	15
Cwm Taf Health Board		13.6%	19
Hywel Dda Health Board		12.1%	17
Powys Teaching Health Board		3.6%	5
		answered question	140
		skipped question	62

31. Do you have a special interest in mental health?

		Response Percent	Response Count
Yes		29.4%	40
No		70.6%	96
		answered question	136
		skipped question	66

32. Do you have any specific qualifications in mental health?

		Response Percent	Response Count
Yes		9.4%	13
No		90.6%	125

If yes, please specify 17

answered question 138

skipped question 64



33. Any other comments

	Response Count
	18

answered question 18

skipped question 184



34. If you would personally like to receive a copy of the survey results, which will be published in November 2011 or be kept up to date on the work of WaMH in PC please tick the relevant boxes below and give your name and email address in the following boxes

		Response Percent	Response Count
Survey results		80.4%	45
Work of WaMH in PC		73.2%	41

answered question 56

skipped question 146

35. Please provide your name and email address to receive the survey results and/or be kept up to date with WaMH in PC's work. These details will not be used in the analysis of the results. All answers will be kept confidential

		Response Percent	Response Count
Name		100.0%	60
Email		96.7%	58
		answered question	60
		skipped question	142